



Instructions: Sappax Multicleaner



1. Hold the frame upright at pelvic level, the open end facing the floor. Open the tube towel with one hand.



2. Use your thumb to support the frame in the upright position and pull the opened tube towel between the C spring and the frame.




3. Pull the tube towel firmly into place



4. Adjust the telescope handle to the correct height. Step on the C spring to hold it firmly in place.



5. The balance of the frame is adjusted but adjusting the finger nut.



6. Removing the tube towel: hold the clean part of the towel in your hand and push the frame towards the floor.